

Residential Patio Covers & Carports

Building Guide

558 Castle Pines Pkwy Unit B4-208 / Castle Rock, CO 80108 / Phone: (303) 785-6515 / Fax: (303)785-6516

The purpose of this guide is to assist you in the permit process for your project. This handout is intended as a basic plan submittal under the 2003 International Residential Code. It is not intended to cover all circumstances. Depending on the scope and complexity of your project, additional and/or more detailed plans might be required.

How to Use this Guide:

1. Complete this Building Guide

Fill in the blanks on page two (2) and indicate which construction details will be used. At least two completed copies must be provided to apply for a building permit.

2. Provide two (2) plot plans:

Show the dimensions of your project and its relationship to existing setbacks, easements, structures on the property, and the distance to property lines. All property pins must be located. If proposed structure is less than 12" from the minimum setback required by your local zoning ordinance an as-built survey is required. Locations of any easements are the responsibility of the property owner. Structures shall not be located on easements.

3. Submit a completed Permit Application:

Applications may be obtained at the jurisdiction. It is important that the permit is filled out completely to the best of your knowledge and that you provide any additional pertinent information.

4. Provide a copy of the HOA approval.

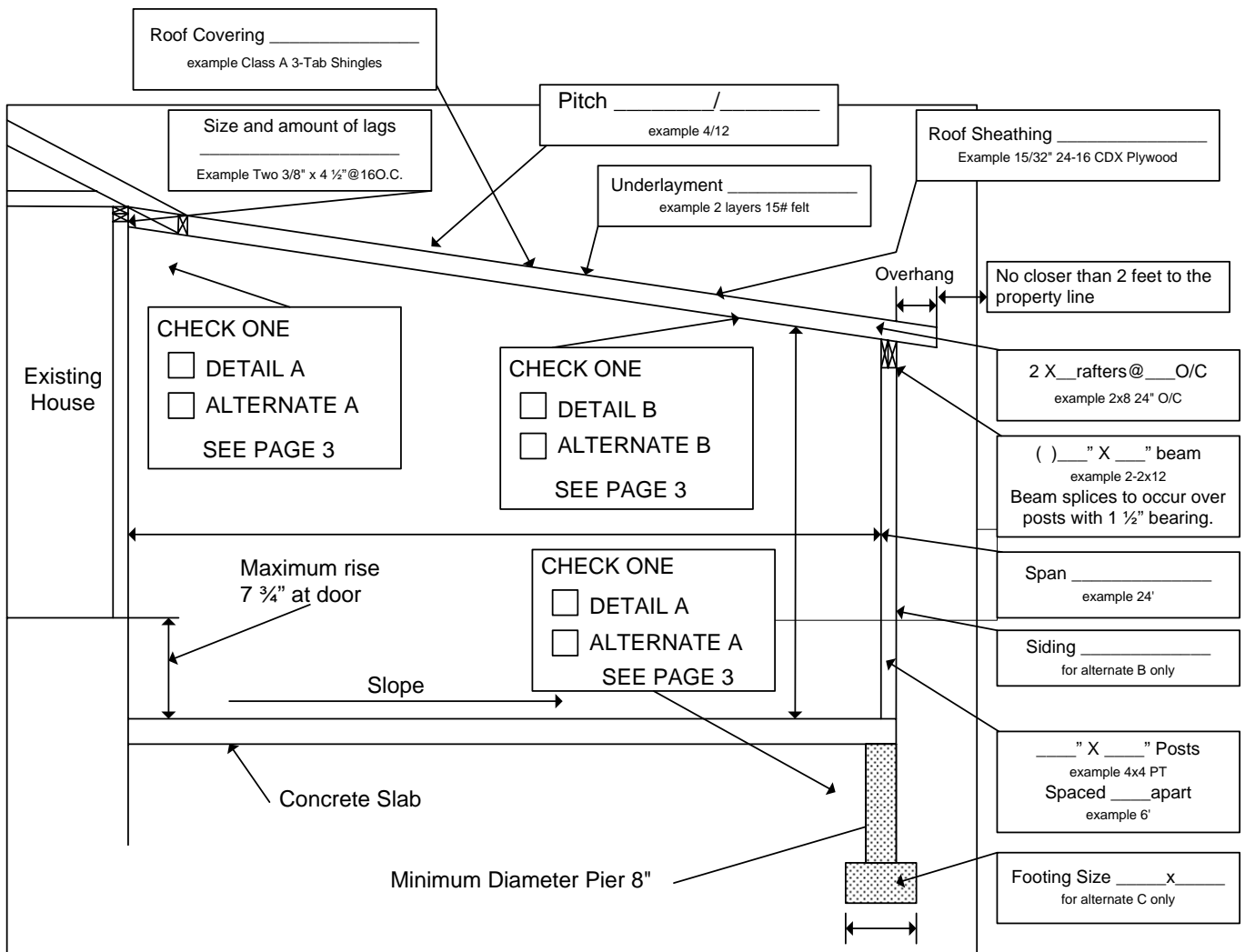
CONSTRUCTION DETAILS

Residential Patio Covers & Carports

Directions

1. Fill in the blanks with dimensions and materials which will be used to build the structure. Please print legibly.
2. Indicate in the check boxes which detail from page three (3) will be used. If any of the sides of your carport addition are closer than 3' to the property line, that side of the carport must be enclosed with a solid 1 hour fire rated wall as shown in Alternate Details B and C. You must however, keep at least two sides of the carport open to conform to the Building Code requirements. Zoning approval is required.
3. Roofing to be installed per manufacturer's instructions, including low slope application and required inspections made.

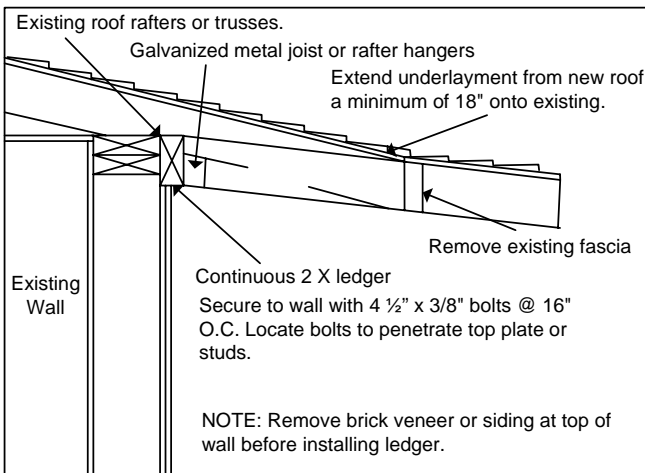
Job Site Address: _____



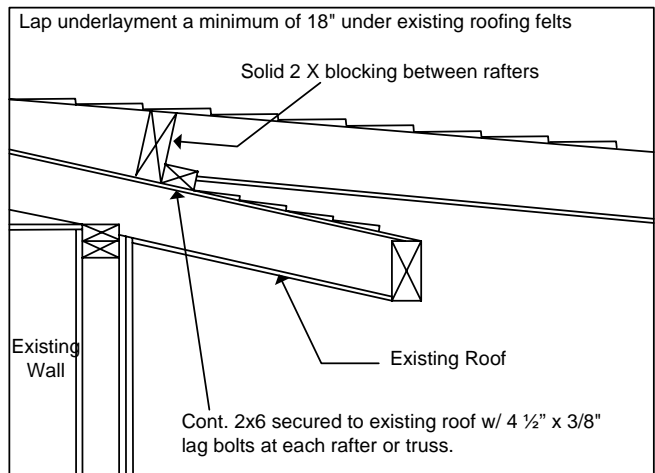
CONSTRUCTION DETAILS

Single Family Patio Covers & Carports

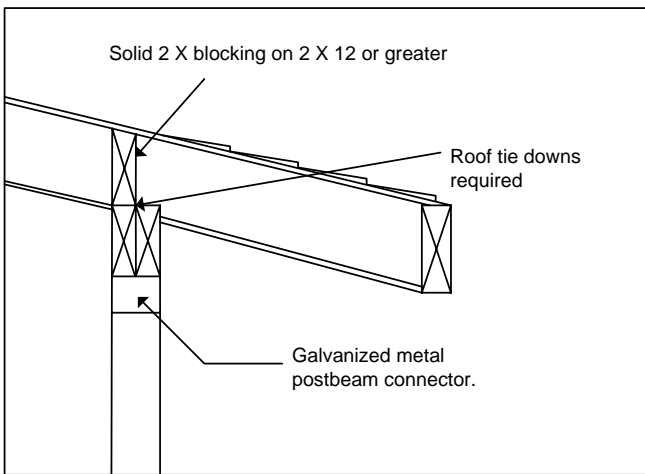
DETAIL A



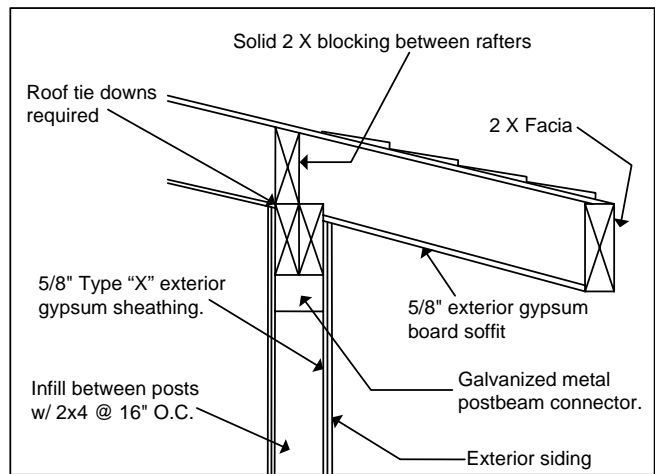
ALTERNATE DETAIL A



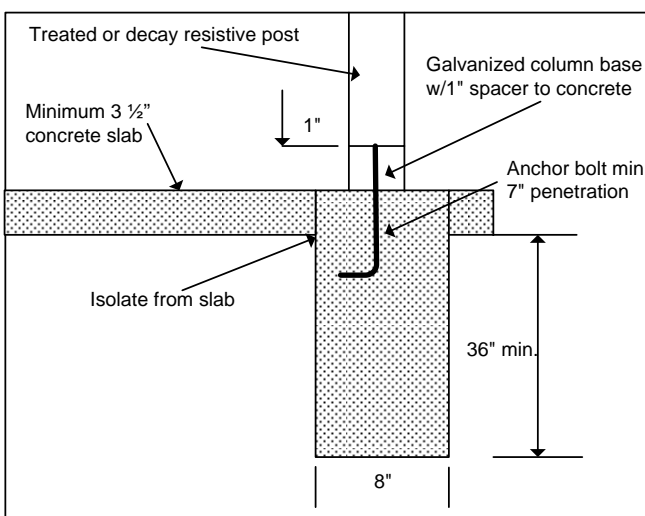
DETAIL B



DETAIL B2



DETAIL C



ALTERNATE DETAIL C - ONE HOUR WALL

